



UBC Future Global Leaders

Welcome Webinar 2025

On-Campus Students



LAND ACKNOWLEDGEMENT

We would like to acknowledge that UBC's Vancouver Point Grey campus is situated on the **traditional, ancestral and unceded territory** of the *xʷməθkʷəy̓əm* (Musqueam) people.

- **Traditional:** recognizes lands traditionally used and/or occupied by the Musqueam people or other First Nations in other parts of the country
- **Ancestral:** recognizes land that is handed down from generation to generation
- **Unceded:** refers to land that was not turned over to the government by a treaty or other agreement

We now encourage you to take the time to reflect on the land you are currently situated on.




native-land.ca



AGENDA

1. Introductions
2. Classes & Workshops
3. Virtual Touchpoints: Discord & Instagram
4. Attendee App: EventsAir
5. Arrival Day
6. Activities
7. Airport / Residence / Dining / Departure
8. Q&A



THE BASICS

Three Sessions

- Session 1:
 - Residence: July 6 – July 19
 - Commuters: July 7 – July 18
- Session 2:
 - Residence: July 20 - August 2
 - Commuters: July 21 – August 1
- Session 3:
 - Residence: August 3 – August 16
 - Commuters: August 4 – August 15

Three Types of Students

- Residence
- Commuter
- Online



STUDENT LIFE LEADERSHIP TEAM



ARIEL CAO
Student Life Manager



KHUSHMAN JAWANDHA
Student Life Lead




UMANG AJMERA
Student Life Lead



ACADEMIC TEAM

- MARK WISNIEWSKI – Senior Program Coordinator
- MITCHELL GRAY – Senior Instructor
- DAVID PICKING – Senior Program Assistant
- DON BLACK – Director, Pre-University



STUDENT LIFE ADMIN TEAM



EILEEN SHU

Administrative & Finance SLC



JUSTIN GU

Airport & Transport SLC



KANDREW LAU

Student Life & Housing SLC



YAO LU

Data & Technical Projects SLC




EMILY HANSEN

Excursions & Campus Partners SLC




SOFIA LOPEZ

Program Assistant



WEBINAR GUIDELINES

1. Use the Q&A feature to ask any questions that have not been answered during the webinar.
2. Please avoid asking questions that have already been asked - instead, use the "upvote" button!
3. Throughout the presentation, moderators will answer some questions directly in the Q&A feature.
4. Remaining questions will be asked at the end of the webinar.






Classes and Workshops


FGL ACADEMIC CLASSES

- Course outlines and readings (provided by Instructor on 1st day)
- Canvas component for Academic Courses
- Attendance and participation (80% with projects/assignments to satisfaction of Instructor)
- Letters of Completion (digitally received)
- Laptops/phones



CLASS


- Students will have class from 9am to 12pm from Monday to Friday except for those in mini schools & Circuit Stream:
 - **Session 1:** UBC Film and Journalism Mini School students will also have class from 1:30pm-3pm
 - **Session 2:** UBC Sauder Business and Marine Science Mini School students will also have class from 1:30pm to 3pm
 - **Session 3:** Centre for Digital Media and UBC Psychology of Social Groups Mini School students will also have class from 1:30pm to 3pm
- Schedule and classroom location are available in our attendee app, EventsAir




UNIVERSITY PREPARATION WORKSHOPS

Students not in mini school can attend optional (highly encouraged!) academic success workshops that run on most weekdays from 1:30-3:00pm. These include:

- Creating Outstanding Applications
- Great Grades Without the Grind - Habit Formation
- How Successful Students Use AI
- What Should I Study?
- What Professors Expect from First-Year Students
- Stay Well in Your First Year
- UBC Admissions Information Session





Campus-wide Login (CWL) and Canvas

Creating Your CWL

- You need to create a Campus-wide Login (CWL) account to access your course in Canvas (if applicable), and to use wi-fi on campus
- Locate the email you received from **info@lifelonglearning.svc.ubc.ca** with the subject **‘Action Required: UBC Campus-wide Login (CWL) Account Setup’**. Follow the instructions to create your CWL account. Step-by-step guide [here](#) or via QR



Logging Into Canvas

1. Go to canvas.ubc.ca
2. Enter your CWL username and password
3. Click "Login"
4. You will be taken to your Dashboard, where you will see your course(s)



CWL Authentication

Login to continue to [UBC Canvas](#)

Login Name

Password

Login

Recover your CWL login or Reset your CWL password
via Email

If you have a non-UBC email address associated with your
CWL account you can either:

✓ [Recover your CWL Login Name](#)

✓ [Reset your CWL Password](#)



Technical Issues

If you run into any technical issues such as:

- Your login is not working
- You are unable to access your course

Contact our Senior Program Assistant, David at david.picking@ubc.ca

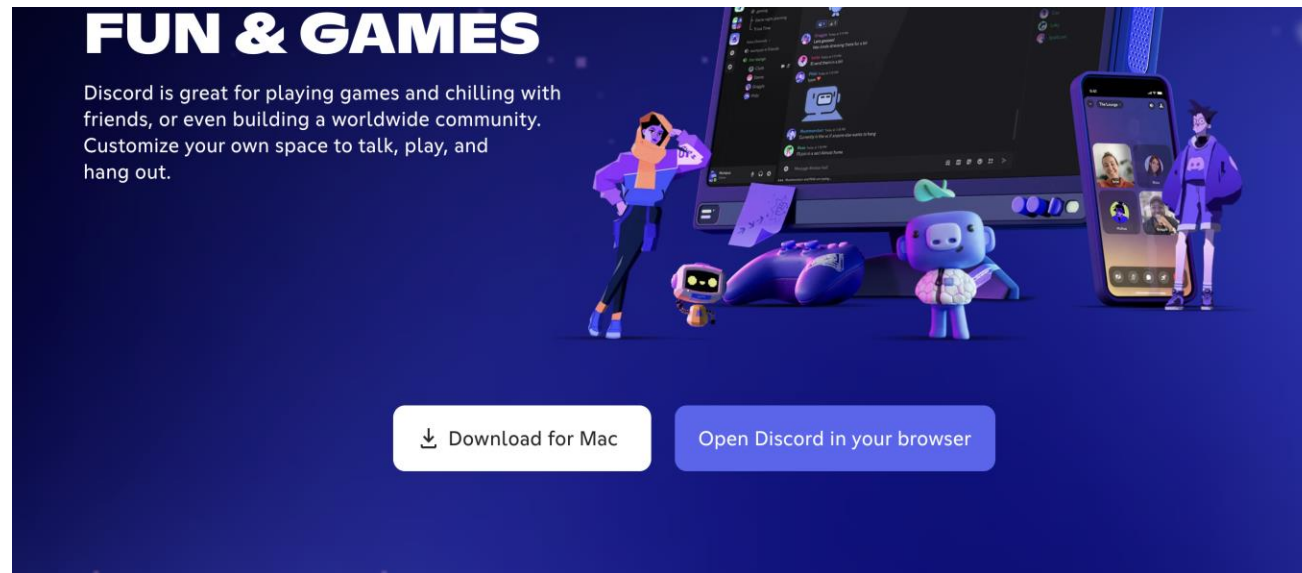
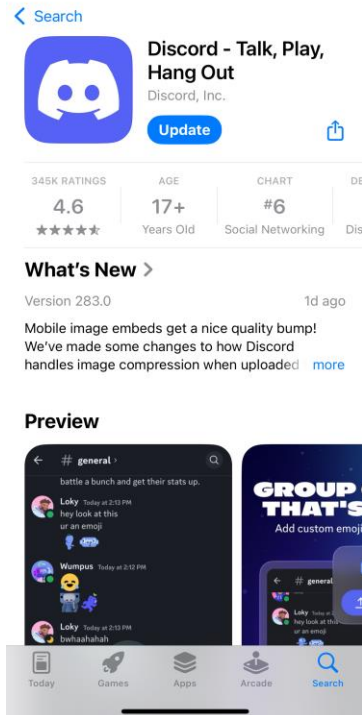


Virtual Touchpoints: Discord & Instagram



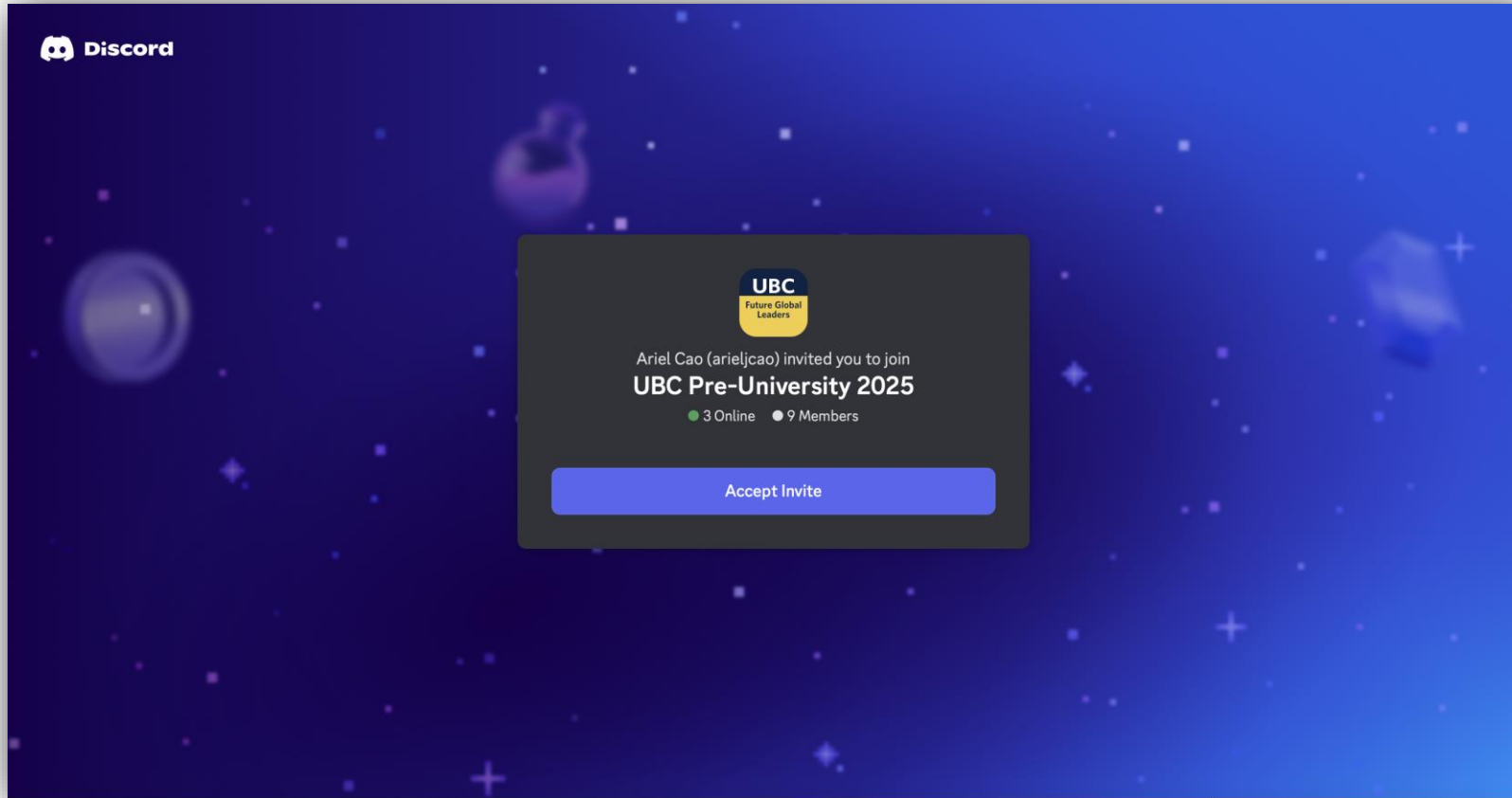
CREATING AN ACCOUNT

1. Search for "Discord Create Account"
2. Download the app on your laptop/mobile device or just use the online version on your browser
3. Follow instructions: enter email, password, etc.



LOGGING IN

Once you're logged into your account, go to the following link: discord.gg/MBYjkkuJ2W

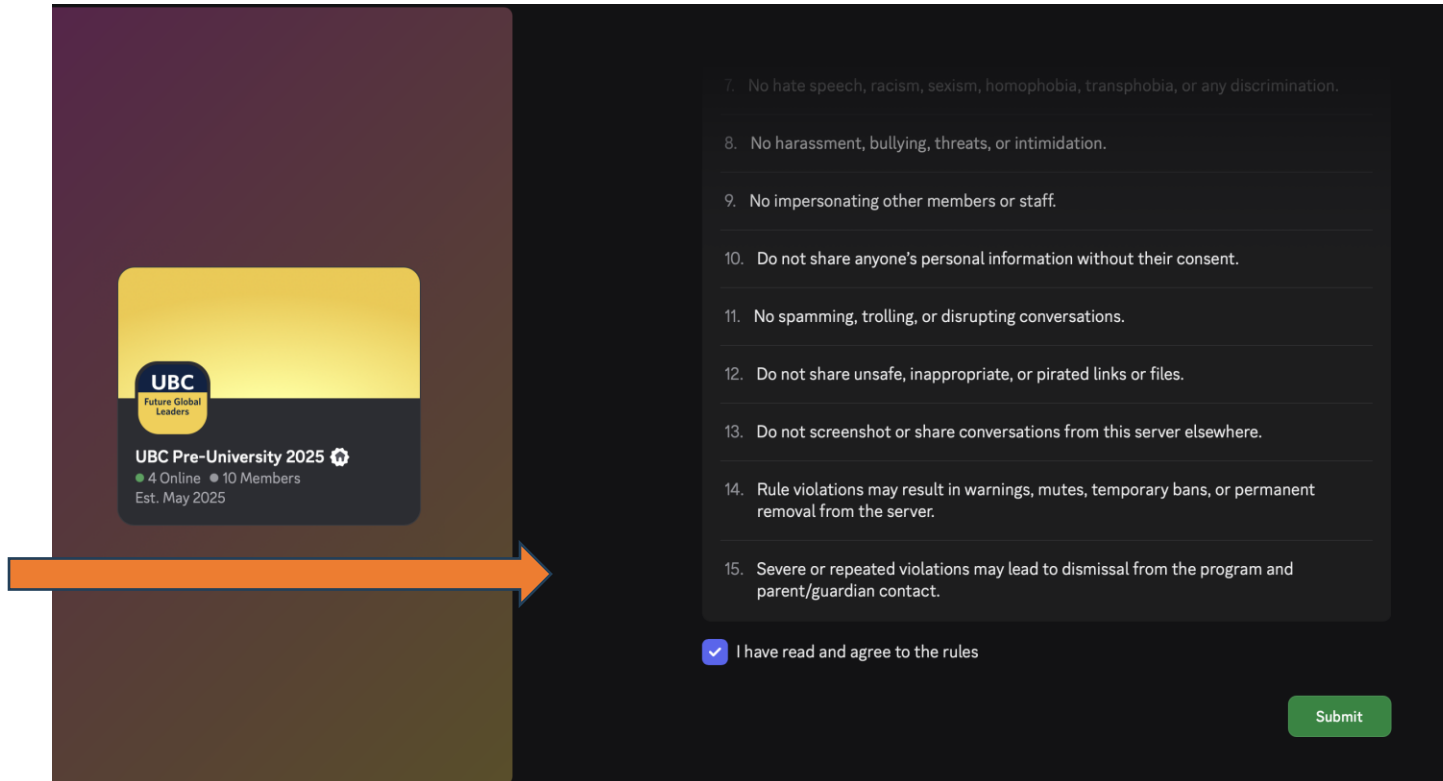


We will **NOT** be answering any questions on our private direct inboxes, but if you have any questions, please reach out to our email fgl.exl@ubc.ca or via our **#faq** Discord channel



LOGGING IN

1. Review the rules carefully and agree to the rules via **clicking the checkbox** at the bottom
2. Click "Submit" to enter the server



UBC
Future Global Leaders

UBC Pre-University 2025

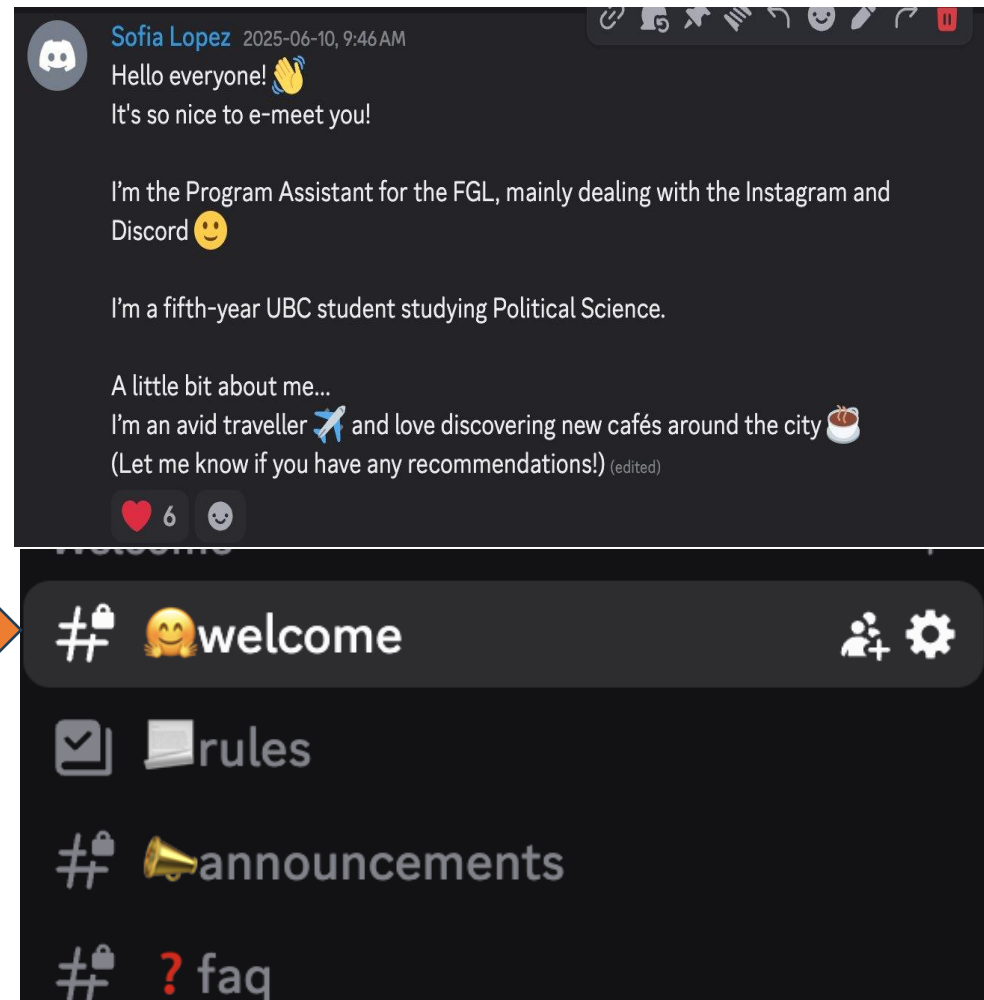
4 Online • 10 Members
Est. May 2025

7. No hate speech, racism, sexism, homophobia, transphobia, or any discrimination.
8. No harassment, bullying, threats, or intimidation.
9. No impersonating other members or staff.
10. Do not share anyone's personal information without their consent.
11. No spamming, trolling, or disrupting conversations.
12. Do not share unsafe, inappropriate, or pirated links or files.
13. Do not screenshot or share conversations from this server elsewhere.
14. Rule violations may result in warnings, mutes, temporary bans, or permanent removal from the server.
15. Severe or repeated violations may lead to dismissal from the program and parent/guardian contact.

☒ I have read and agree to the rules

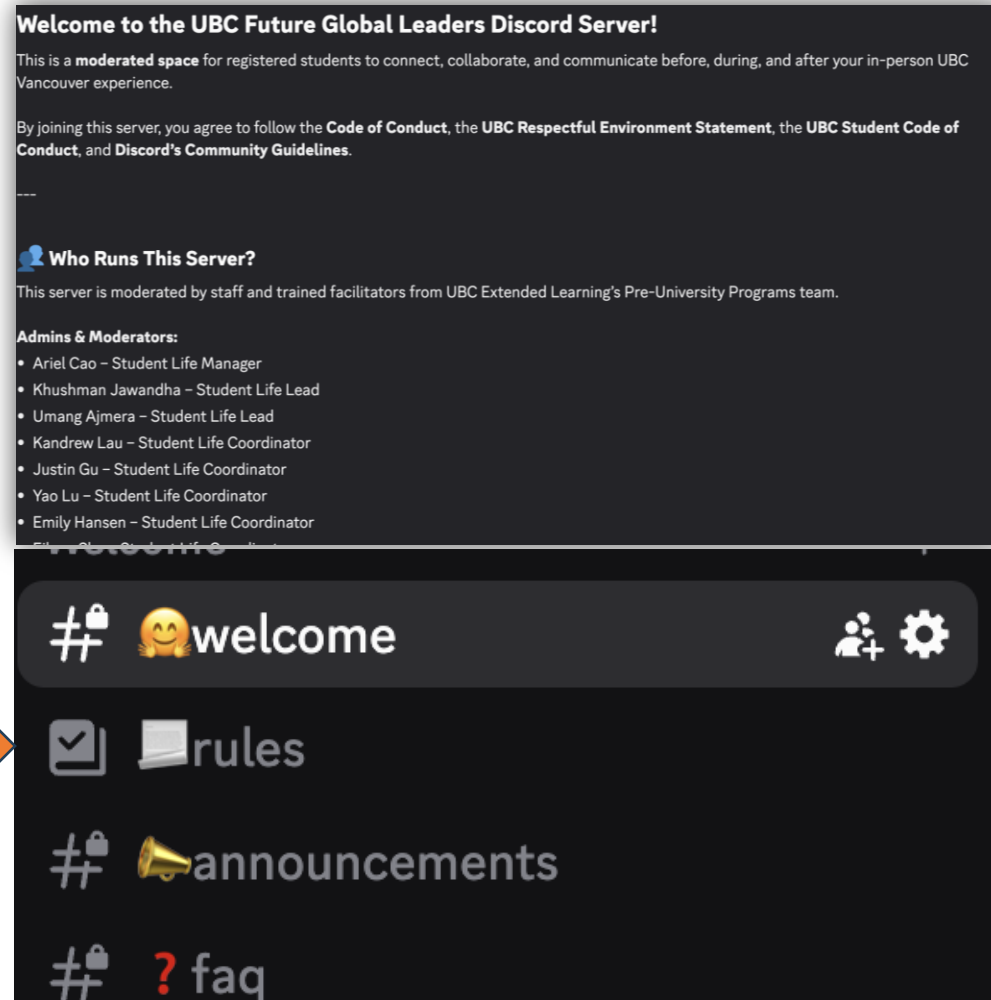
Submit

#🥰welcome




Introduction of all the students in all UBC Pre-University sessions (feel free to share your social media handles).

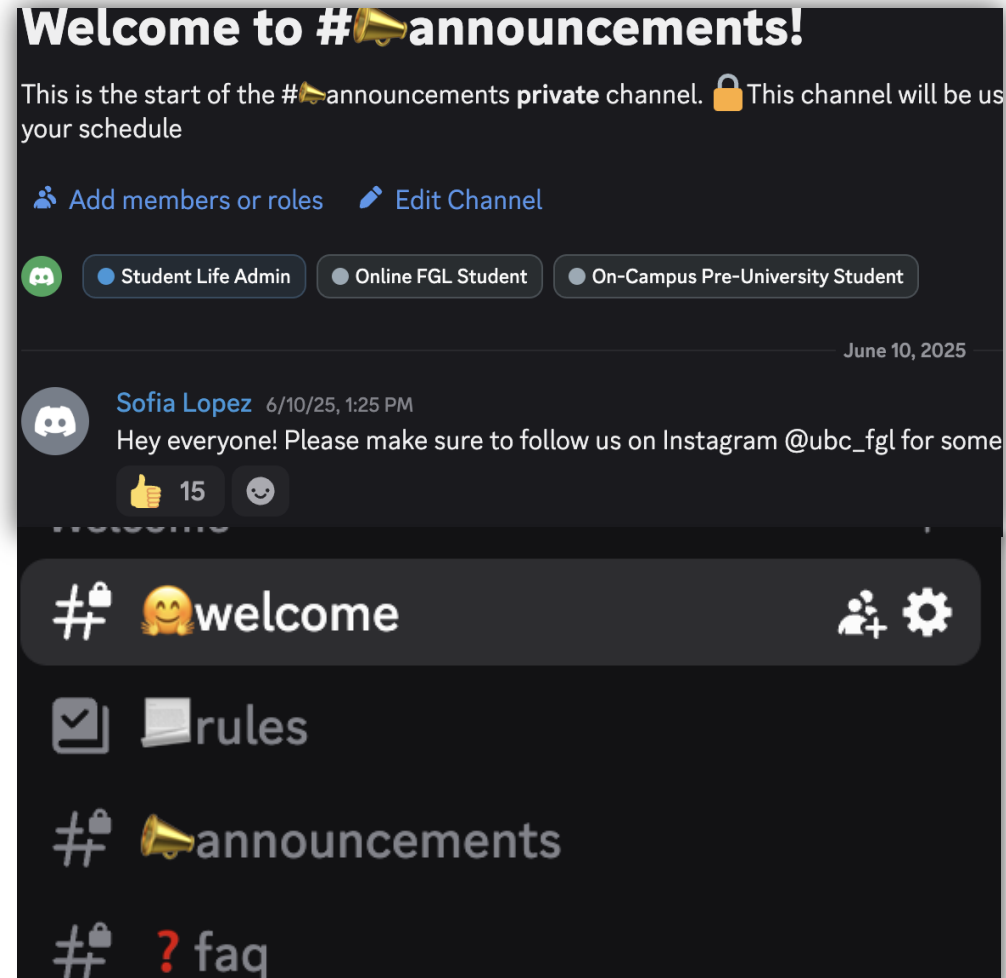
📄 rules



Our Discord Code of Conduct: anyone who violates these rules will be documented and banned from the server.

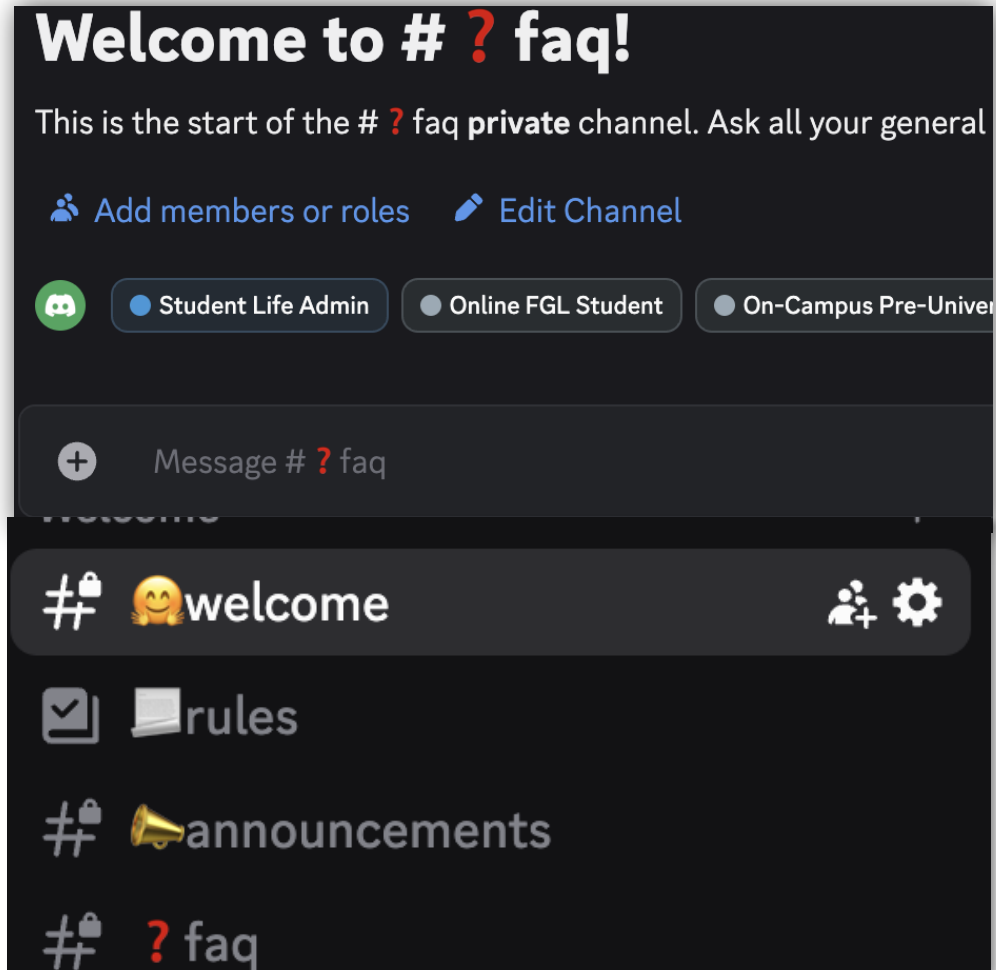


📢 announcements




Any updates to online events or general Discord reminders.

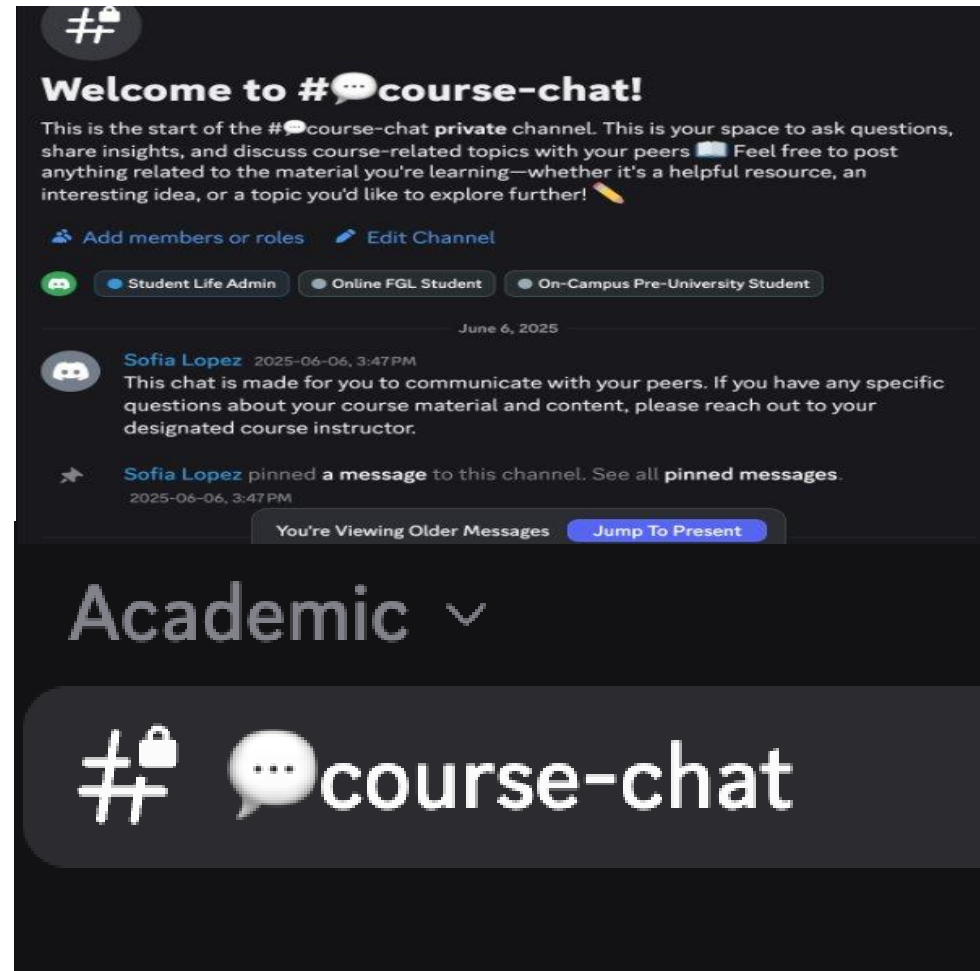
? faq




Please leave your general questions in this channel, and our staff will answer them.



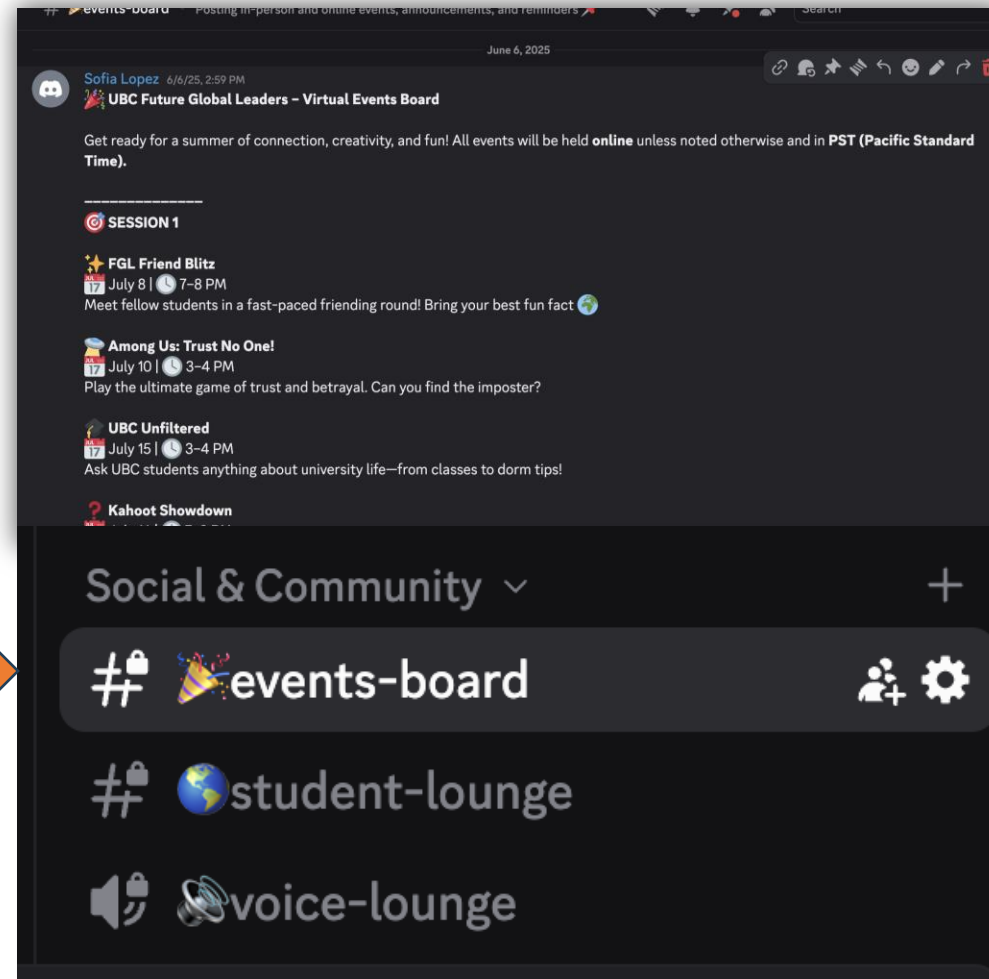
course-chat




Discuss questions about your courses and academics with your peers. For any course-specific questions, please email your professor.



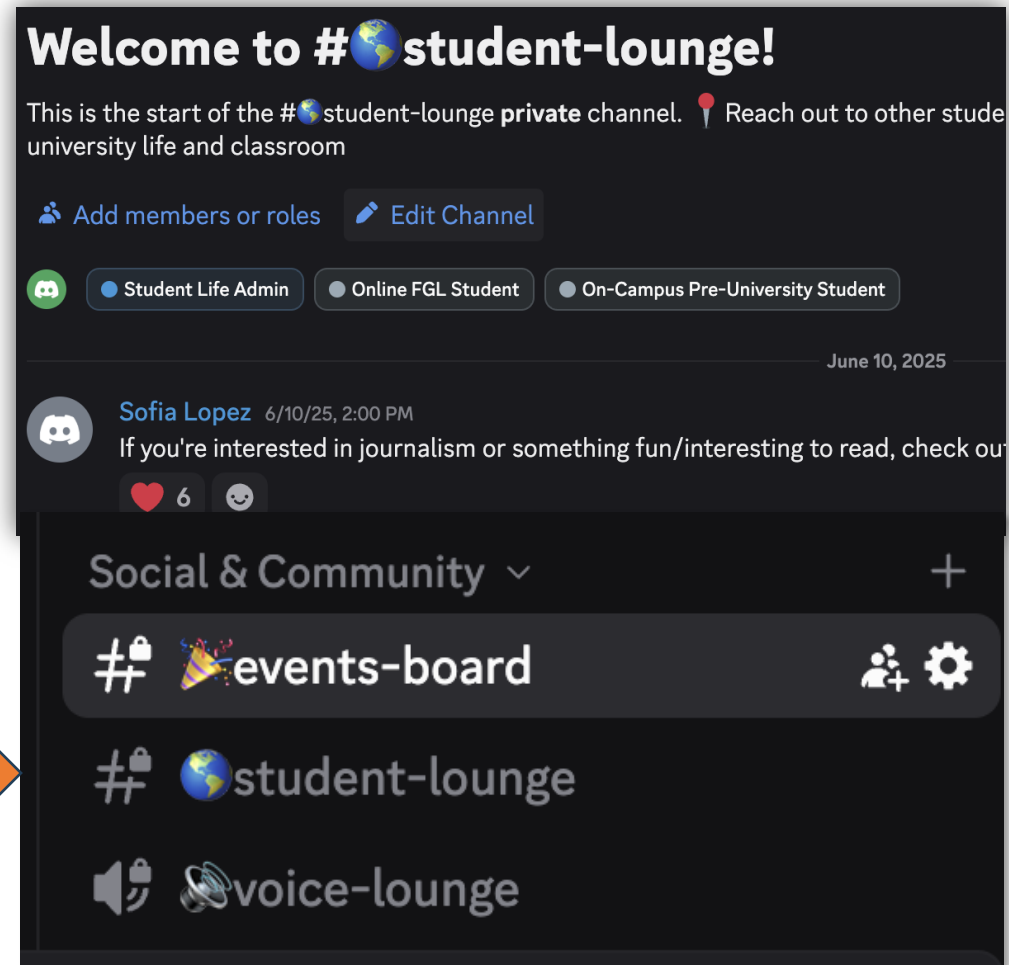
🎉 events-board



Find a list of our virtual events running in every session. Any links to these events will be posted on this channel closer to the event date.



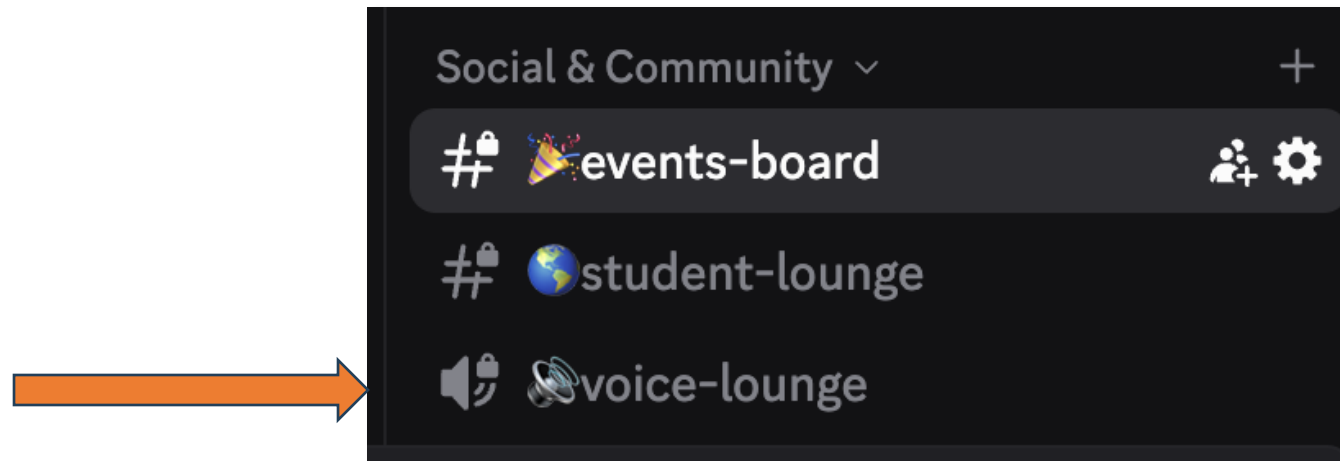
#🌍 student-lounge




Chat with your peers about your UBC Pre-University experience, share tips and build community.



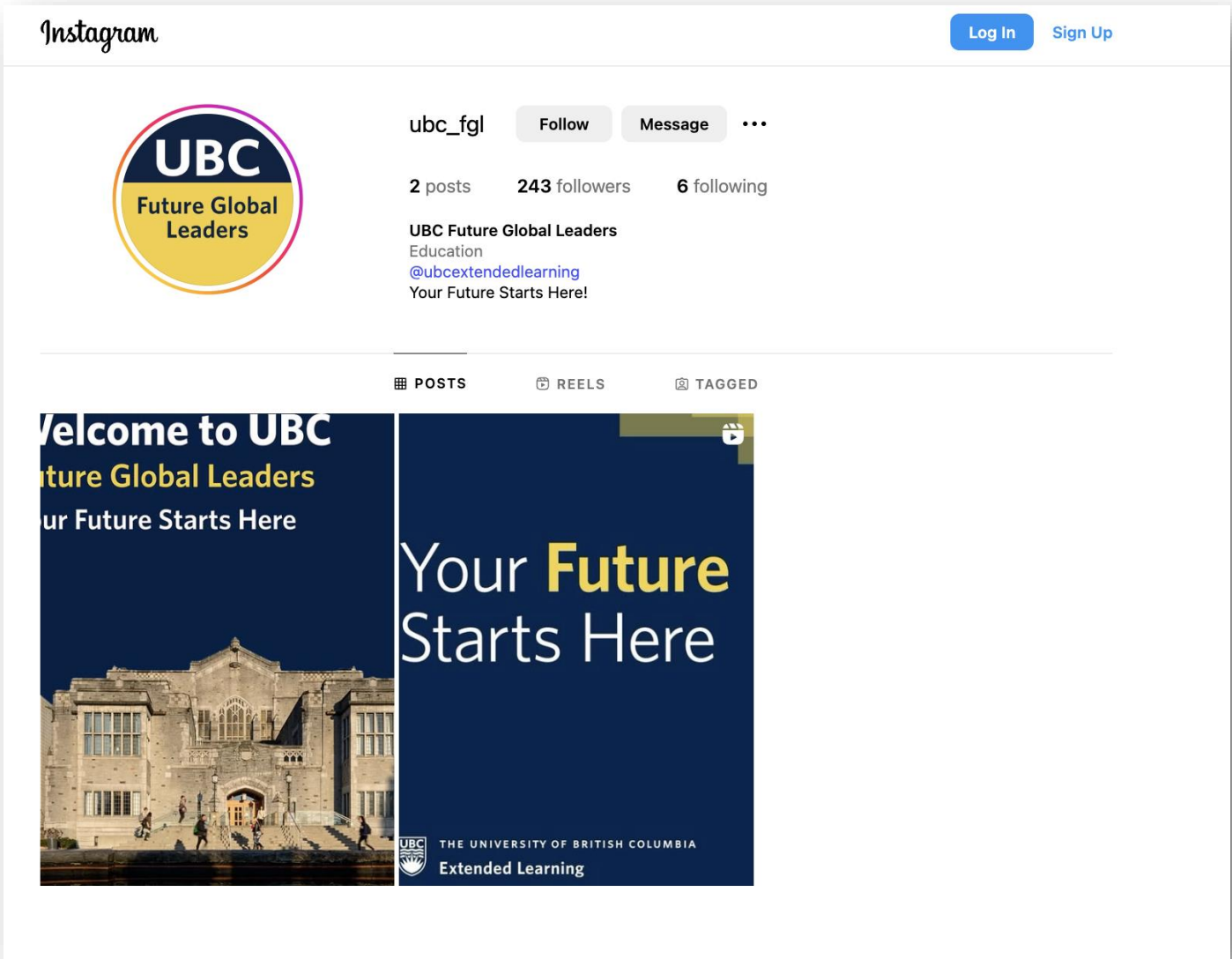
#🔊 voice-lounge



Used to host some of the virtual activities.




INSTAGRAM



INSTAGRAM

- Tag us to be featured on our stories.
- Look out for giveaways, announcements, and reminders for events and more!
- We will **NOT** be answering any direct messages to our inbox. If you have any questions, please reach out to our email fgl.exl@ubc.ca or one of our staff directly in person.



Attendee App: EventsAir



Welcome to EventsAir – Your Student Companion App!



- 🎉 New for 2025: EventsAir App!
- 🎒 One place for all student needs during the program
- 💡 Designed to enhance the experience and communication
- 😊 Help staff to manage student safety and supervision

Download and Login

1. Download the app from App Store/Google Play.
2. Login email is the same as the student email you registered with.
Password is in the invitation email to be sent out around 1 week before your session start date.
3. Bring your login issues to us during program check-in.

iOS App



Copy Install URL

Copy Install QR Code

<https://itunes.apple.com/us/app/the-event-app-by-eventsair/id1142851582?ls=1&mt=8>



Android App



Copy Install URL









Copy Install QR Code

<https://play.google.com/store/apps/details?id=com.eventsair.attendeeapp>



What Can Students Do in EventsAir?

Key Features:

-  **Activity Sign-up:** Students choose activities
-  **Personal Agenda:** View daily workshops, meals, and activities
-  **Resources & Communication:**
 - ❖  Campus and Classroom Maps – Navigate locations with ease
 - ❖  Staff Info – Meet the team supporting you
 - ❖  Info Page – Includes emergency contact phone numbers and key program FAQs
-  **Feedback Surveys:** Share thoughts after sessions
-  **Gamified Participation:** Points and rewards for engagement



Arrival Day!

ARRIVALS

RESIDENCE STUDENTS


Sunday at Vancouver
International Airport
(YVR): 10am to 6pm

Sunday at Place Vanier
Residence: 3pm to
6pm

COMMUTER STUDENTS

Monday @ 8am at
Place Vanier
Residence

Place Vanier Residence: 1935 Lower Mall, Vancouver, BC, V6T
1X1





Activities

SCHEDULE OVERVIEW



Time	Sunday	Monday	Tuesday	Wednesday	Thursday	Friday	Saturday	Time	Sunday	Monday	Tuesday	Wednesday	Thursday	Friday	Saturday												
7:00 AM		Student Wake Up	Student Wake Up	Student Wake Up	Student Wake Up	Student Wake Up	Sleep In	7:00 AM	Sleep In	Student Wake Up	Student Wake Up	Student Wake Up	Student Wake Up	Student Wake Up	Student Wake Up												
7:30 AM								7:30 AM																			
8:00 AM		Breakfast at Dining Hall	Commuter Check-in	Breakfast at Dining Hall	Breakfast at Dining Hall	Breakfast at Dining Hall	Breakfast at Dining Hall	8:00 AM	Breakfast at Dining Hall	Breakfast at Dining Hall	Breakfast at Dining Hall	Breakfast at Dining Hall	Breakfast at Dining Hall	Breakfast at Dining Hall	Breakfast at Dining Hall												
8:30 AM								8:30 AM																			
9:00 AM		Airport Arrivals	Class?	Class	Class	Class	Free Time	9:00 AM	Free Time	Class	Class	Class	Class	Class	Residence Departures												
9:30 AM								9:30 AM																			
10:00 AM								10:00 AM																			
10:30 AM								10:30 AM																			
11:00 AM								11:00 AM																			
11:30 AM								11:30 AM																			
12:00 PM								Lunch at Dining Hall							Lunch at Dining Hall	Lunch at Dining Hall	Lunch at Dining Hall	Lunch at Dining Hall	Explore Vancouver Day	Lunch at Dining Hall	Lunch at Dining Hall	Lunch at Dining Hall	Lunch at Dining Hall	Lunch at Dining Hall	Lunch at Dining Hall		
12:30 PM																											12:30 PM
1:00 PM																											1:00 PM
1:30 PM																											1:30 PM
2:00 PM																											2:00 PM
2:30 PM																											2:30 PM
3:00 PM	Residence Arrivals	Program Orientation	Study Time / Free Time / On-Campus Student Life Activities *				Carnival	Robson Square or Grouse Mountain & Granville Island	Workshop	Class (Mini School Only)	Workshop	Class (Mini School Only)	Workshop	Class (Mini School Only)	Graduation Celebration												
3:30 PM																											
4:00 PM																											
4:30 PM																											
5:00 PM		Community Guidelines & Expectations											Pack & Clean														
5:30 PM	Dinner at Dining Hall	Dinner at Dining Hall	Dinner at Dining Hall	Dinner at Dining Hall	Dinner at Dining Hall	Dinner at Dining Hall	Dinner at Dining Hall	5:30 PM	Dinner at Dining Hall	Dinner at Dining Hall	Dinner at Dining Hall	Dinner at Dining Hall	Dinner at Dining Hall	Dinner at Dining Hall													
6:00 PM																											
6:30 PM																											
7:00 PM	Welcome Meeting	In-Residence Social Activities ** / Study Time / Free Time																									
7:30 PM																											
8:00 PM																											
8:30 PM																											
9:00 PM	Free Time																										
9:30 PM																											
10:00 PM	Quiet Time & Back in Residence	Quiet Time & Back in Residence	Quiet Time & Back in Residence	Quiet Time & Back in Residence	Quiet Time & Back in Residence	Quiet Time & Back in Residence	Quiet Time & Back in Residence	10:00 PM	Quiet Time & Back in Residence	Quiet Time & Back in Residence	Quiet Time & Back in Residence	Quiet Time & Back in Residence	Quiet Time & Back in Residence	Quiet Time & Back in Residence	Quiet Time & Back in Residence												
10:30 PM	Bedtime	Bedtime	Bedtime	Bedtime	Bedtime	Bedtime	Bedtime	10:30 PM	Bedtime	Bedtime	Bedtime	Bedtime	Bedtime	Bedtime													
11:00 PM								11:00 PM																			





ACTIVITIES: ON-CAMPUS AFTERNOONS

Weekly Recurring Activities:

- Museum of Anthropology
- Beaty Biodiversity Museum
- UBC Photo Walk
- REC Time

Session Highlights:

- Campus Life Workshop
- Carnival
- Staff Panel
- Graduation Celebration



More activities and information available on EventsAir!



Everything from this slide onwards is residence-only.

ACTIVITIES: EVENINGS

RESIDENCE
STUDENTS ONLY

- Sign up begins on Week 1 Monday @ 7pm & Week 2 Sunday @ 7pm
- Find connections, show talents, and make memories!



PAINT NIGHT



ULTIMATE FRISBEE



TALENT SHOW

Many more activities and information available on EventsAir!

ACTIVITIES: WEEKENDS

RESIDENCE
STUDENTS ONLY

- Every student gets to go on both trips
- Select which day to go (Sat/Sun) on Monday @ 7pm during Activities Sign-up!



GROUSE MOUNTAIN / GRANVILLE
ISLAND

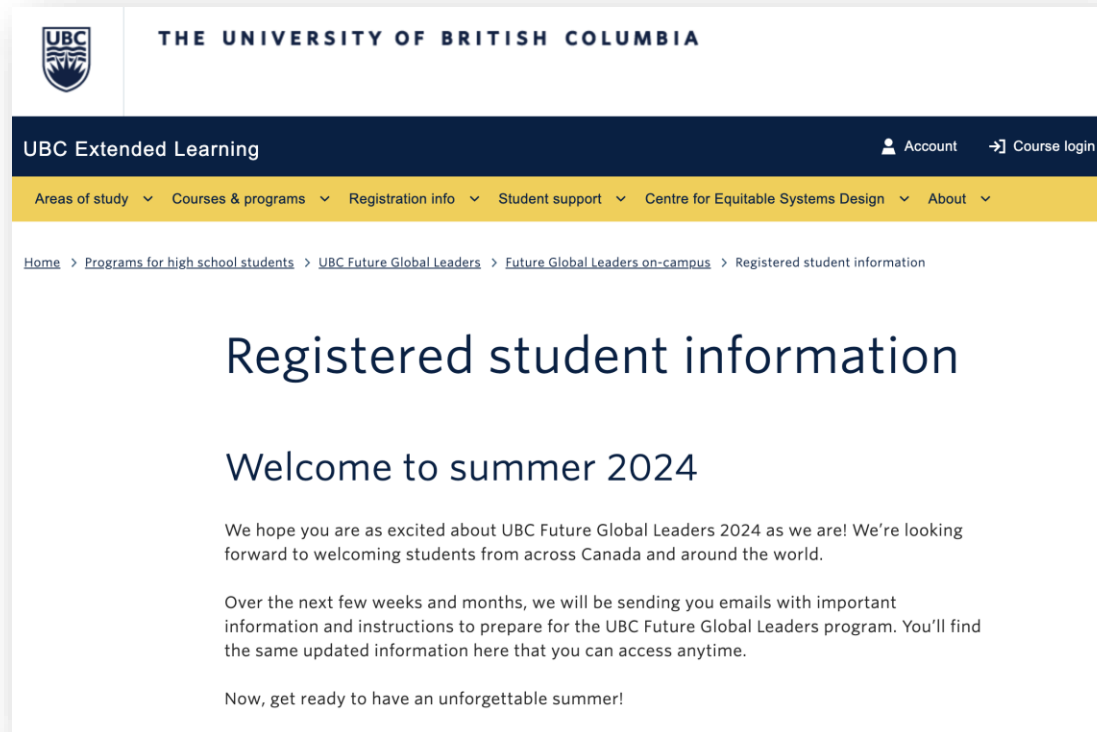


ROBSON SQUARE

OFF-CAMPUS SIGN-OUTS

RESIDENCE
STUDENTS ONLY

If you are planning to visit family or friends off-campus, please complete and submit a visitor form/off-campus sign-out form at least 48 hours before the requested visit date.



The screenshot displays the UBC Extended Learning website. At the top, the UBC logo and 'THE UNIVERSITY OF BRITISH COLUMBIA' are visible. Below this is a dark blue navigation bar with 'UBC Extended Learning' on the left and 'Account' and 'Course login' on the right. A yellow navigation bar contains links for 'Areas of study', 'Courses & programs', 'Registration info', 'Student support', 'Centre for Equitable Systems Design', and 'About'. The main content area has a breadcrumb trail: 'Home > Programs for high school students > UBC Future Global Leaders > Future Global Leaders on-campus > Registered student information'. The heading 'Registered student information' is prominently displayed, followed by 'Welcome to summer 2024'. The text below welcomes students to the UBC Future Global Leaders 2024 program, mentions upcoming email communications, and encourages students to get ready for an unforgettable summer.

UBC
THE UNIVERSITY OF BRITISH COLUMBIA

UBC Extended Learning Account Course login

Areas of study Courses & programs Registration info Student support Centre for Equitable Systems Design About

Home > Programs for high school students > UBC Future Global Leaders > Future Global Leaders on-campus > Registered student information

Registered student information

Welcome to summer 2024

We hope you are as excited about UBC Future Global Leaders 2024 as we are! We're looking forward to welcoming students from across Canada and around the world.

Over the next few weeks and months, we will be sending you emails with important information and instructions to prepare for the UBC Future Global Leaders program. You'll find the same updated information here that you can access anytime.

Now, get ready to have an unforgettable summer!



Airport Procedures



AIRPORT PROCEDURES

RESIDENCE
STUDENTS ONLY

Pre-Arrival:

- Review important confirmation details sent to you via email 1 week prior to your arrival at YVR

While Traveling:

- Email residence.exl@ubc.ca if you are delayed or flight details change
- Call +1 (604) 655-6956



IDENTIFYING STAFF

RESIDENCE
STUDENTS ONLY

Look for:

- Blue UBC T-Shirt
 - Front: "UBC Pre-University"
 - Back: "STAFF"
- Signage
 - Holding a blue background white text "Future Global Leaders" sign

Where will they be?

- Domestic
 - Your flight's designated carousel for baggage claim
- International
 - End of the exit aisle, under the two large wooden figures in the international arrival hall



DOMESTIC ARRIVALS

RESIDENCE
STUDENTS ONLY

1. Look for staff at your flight's designated baggage carousel
2. Once you've met our staff, collect your checked bag(s) from the carousel
3. Listen to the directions from our staff and they will guide you to the holding area for check-in
4. Once student have checked-in at our holding area, they will be seated nearby the holding area and wait for the next airport shuttle



Do not exit the airport yourself. If you cannot find a Pre-University staff member, please contact us via email at residence.exl@ubc.ca

FAQ (Domestic only)

RESIDENCE
STUDENTS ONLY

When will staff be at the carousel of my flight?

- Always look for Pre-University staff before looking for your bag(s)
- Staff will be there until the carousel stops spinning for your flight

If I can't locate any Pre-University staff...

- Our staff will be stationed at our holding zone in the Domestic Arrival level
- Holding zone is located near **Carousel #3**, right in front of **Paper Planes Café**.

Email: residence.exl@ubc.ca

Phone: +1 (604) 655-6956

Visit [Registered Student Page](#) for more information



Do not exit the airport yourself. If you cannot find a Pre-University staff member, please contact us via email at residence.exl@ubc.ca

INTERNATIONAL ARRIVALS

RESIDENCE
STUDENTS ONLY

1. After collecting your checked bag(s), walk towards the exit with the flow
2. Once you have walked till the end of the exit aisle, you will see two tall wooden figures in front of you
3. Staff will be waiting in front of the two wooden figures with their t-shirt and signage
4. Approach them and introduce yourself, follow their instructions, and they will walk you to the holding area for check-in



Do not exit the airport yourself. If you cannot find a Pre-University staff member, please contact us via email at residence.exl@ubc.ca



FAQ (International Only)

RESIDENCE
STUDENTS ONLY

What if students cannot find any Pre-University staff in the International Arrival Hall?

- Don't go anywhere!!
- Wait for them in front of the wooden figures in the International Arrival Hall
- Pre-University staff might be on the run or on their way back from walking another group of student to the holding area

Email: residence.exl@ubc.ca

Phone: +1 (604) 655-6956

Visit [Registered Student Page](#) for more information



Do not exit the airport yourself. If you cannot find a Pre-University staff member, please contact us via email at residence.exl@ubc.ca



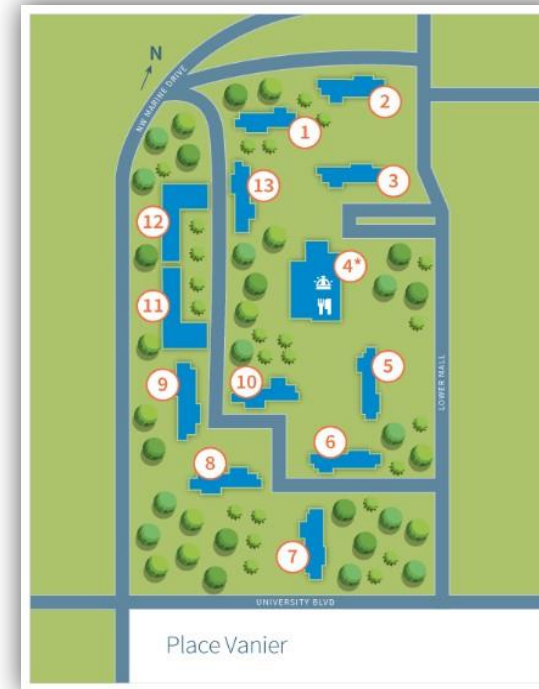
Residence



PLACE VANIER

RESIDENCE
STUDENTS ONLY

Residence students will be staying in the **Korea House** and **Tec de Monterrey House**, located on the west side of Place Vanier Residence.



PLACE VANIER MAP

- | | |
|---|----------------------------|
| 1. Ross House | 7. Sherwood Lett House |
| 2. MacKenzie House | 8. Tweedsmuir House |
| 3. Hamber House | 9. Cariboo House |
| 4. Commonblock,
Front Desk and Dining Room | 10. Robson House |
| 5. Okanagan House | 11. Tec de Monterrey House |
| 6. Kootenay House | 12. Korea-UBC House |
| | 13. Mawdsley House |



PACKING

RESIDENCE STUDENTS ONLY

Personal Items

Clothing:

- ☐ Comfortable daywear (e.g., T-shirts, shorts, jeans, etc.)
- ☐ Sleepwear
- ☐ Underwear and socks
- ☐ Sweater/jacket
- ☐ Light rain jacket and/or umbrella
- ☐ Athletic wear and/or swimwear (if participating in sports or water activities at the UBC Student Recreation Centre/ Aquatic Centre)
- ☐ Comfortable shoes (e.g., sneakers, sandals, slippers, etc.)
- ☐ Hat and sunglasses
- ☐ Talent Show costume and equipment (if participating in the Talent Show)
- ☐ Semi-formal outfit (for Graduation Celebration and/or the Last Night Party)

Toiletries:

- ☐ Toothbrush and toothpaste
- ☐ Shampoo, conditioner, and body wash
- ☐ Hairbrush/comb
- ☐ Towel
- ☐ Deodorant
- ☐ Sunscreen
- ☐ Razor, cosmetics or personal hygiene products

Medications:

- ☐ Any required prescription medications (in original packaging) and documentation for the prescription
- ☐ Over-the-counter medications (e.g., pain relievers, allergy meds)

Academic & Program Materials

- ☐ Notebook
- ☐ Pens, pencils, and highlighters
- ☐ Laptop or tablet (if required)
- ☐ Charging cables for devices

Important Documents & Items


- ☐ Government-issued photo ID
- ☐ Health insurance information
- ☐ Emergency contact details
- ☐ Program registration or confirmation documents
- ☐ Canadian spending money
- ☐ Canadian SIM card and cellphone

Personal Comfort & Extras

- ☐ Reusable water bottle
- ☐ Backpack or tote bag
- ☐ Electrical appliances (hair dryers, curling irons, shavers) should be 110-volt: may also need an adapter
- ☐ Small laundry bag for dirty clothes
- ☐ Extra pair of glasses and/or lens prescription
- ☐ Contact lenses and supplies

Optional Items

- ☐ Camera or cellphone with a good camera
- ☐ Headphones or earbuds
- ☐ Favorite book or leisure reading material
- ☐ Small portable fan





Meals/Dining Hall

DINING

RESIDENCE
STUDENTS ONLY

All meals will take place in the Place Vanier Dining Hall. You will receive a bagged lunch from the Dining Hall on weekend trips.

Breakfast



Daily Buffet Breakfast

Ham
Chicken Sausage/Pork Sausage
Bacon
Breakfast Potatoes
Whole Fruit
Fruit Yogurt
Toast Station
Cereal Selection
Milk/Fruit Juice/Coffee/Tea/
Hot Chocolate

Breakfast Special

Scrambled Eggs
Spanish Omelettes
Congee and Oatmeal
Waffles
Pancakes with Fruit Sauce
Cinnamon Swirl French Toast

Lunch



Soup

Daily Soup

Buffet Lunch and Sandwich Bar

Fresh Salad Bar
Bread Rolls/Breads
Butter/Margarine
Sliced Cheese & Meat

Lunch Special

BBQ Meatball Sub
Chicken-a-la-King
Stir-fried Beef w/ Basil & Pepper
Perogies w/ Fried Onions & Bavarian Smokies
Sweet & Sour Chicken Balls

Side Dishes

Pom Pom Fries	Rice
French Fries	Daily Vegetables
Chow Mein Noodle	Egg Noodles

Dinner



Buffet Dinner Daily

Fresh Salad Bar
Bread Rolls/Breads
Butter/Margarine
Sliced Cheese & Meat

Pasta Specials

Basil Pesto Chicken
White Bean Veg. w/ Tomato Sauce
Chicken Cacciatore Sauce
Primavera Sauce
Arabiatta Sauce (vegetarian)
Turkey Alfredo
Grilled Vegetables Tomato Ragu

Entrée 1

Beef Ragout	Chicken Curry
Baked Breaded Cod	Thai Pork Curry
Mexican Chicken	Ginger Beef





Departures



DEPARTURES

RESIDENCE
STUDENTS ONLY

- If you are staying in a UBC residence
 - Check-out time is **10:00am** on the last Saturday of your program session
 - July 19, August 2, August 16
- Airport shuttles will run from **7:00am – 13:00pm** on Departure Day only



EARLY DEPARTURES:

RESIDENCE
STUDENTS ONLY

Off-Campus Sign-Out

- If you are planning to leave on Friday
 - Latest check-out is **10:00 PM** Friday night
 - July 18, August 1, August 15
- Please fill out the [visitor form/off-campus sign-out form](#) at least **48 hours** before the date of departure
 - Can be found on the "Registered Student Information" page





We can't wait to welcome you!!

Thank You

Contact Us:

fgl.exl@ubc.ca +1 (604) 822-1444



THE UNIVERSITY OF BRITISH COLUMBIA

Extended Learning